



**FIRST
INDEPENDENCE
CORPORATION**



**Proxy Statement
and
2007 Annual Report**



First Independence Corporation

To Our Shareholders, Customers and Friends:

It is my pleasure to present to you the 2007 Annual Report of First Independence Corporation, parent of First Federal Savings and Loan Association of Independence, which reflects results from our fourteenth complete year as a stock company. Our continuing focus on growing our core business, limiting credit risk and strictly controlling operating expenses has produced positive results. In 2007, loans and deposits increased and operating expenses were lower. In addition to the strong focus on our core business, we continue to improve the quality of both the balance sheet and earnings by further reducing our portfolio of securities and borrowings, which should better position us to take advantage of more profitable growth opportunities when the yield curve steepens.

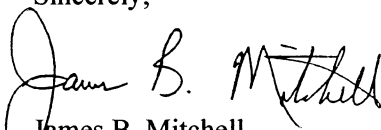
As you will see by reading the accompanying financial statements, First Independence had another excellent year with \$1,377,000 in net earnings. Diluted earnings per share for the 2007 fiscal year were \$1.57 based upon 878,098 weighted average common shares outstanding during the year ended September 30, 2007. First Independence Corporation's stockholders' equity at September 30, 2007, was \$17.0 million. This represents an equity-to-asset ratio of 8.86% and a book value per share of \$19.52. This financial position has allowed First Independence Corporation to distribute to stockholders a portion of its net earnings in the form of a dividend. During fiscal 2007, a total dividend of \$.6875 per share was authorized by the Board of Directors, which resulted in a payment to stockholders of an aggregate dividend of approximately \$602,000. As with every decision we make, our dividend policy is designed to take into consideration our responsibility to and interest in our stockholders.

In the challenging interest rate environment of 2007, with higher deposit rates and continued low longer-term loan rates, we produced increased earnings and further developed significant sectors of our business. Further, the recent housing slowdown had little or no real impact on the overall quality of our loan portfolio. In 2007, we continued to expand our product and service offerings, offered debit card rewards and improved the use of technology. Our customers now have some of the finest and most modern banking services available.


First Independence continued to be a leading corporate citizen in 2007, supporting numerous community activities and programs throughout our market area, and adding to an outstanding record of service to those communities. Additionally, our officers and employees share our corporate commitment to making a difference in our communities by volunteering hundreds of hours of their time to benefit progressive programs and activities in local organizations and causes.

On behalf of our Board of Directors, officers and staff, I thank you for your confidence and continued support. We look forward to meeting the challenges ahead and continuing to build value for our shareholders, customers and the communities we serve.

Sincerely,



James B. Mitchell
President and Chief
Executive Officer



First Independence Corporation

December 20, 2007

Dear Fellow Stockholder:

On behalf of the Board of Directors and management of First Independence Corporation, we cordially invite you to attend the annual meeting of stockholders. The annual meeting will be held at 10:30 a.m., Central Standard Time, on January 24, 2008 at our office located at Myrtle and Sixth Streets, Independence, Kansas.

In addition to the election of directors, stockholders are also being asked to ratify the appointment of Stafford & Westervelt, Chartered as independent auditors. Your Board of Directors unanimously recommends that you vote **FOR** the election of the nominees for director as well as the ratification of auditors.

We encourage you to attend the annual meeting in person. Whether or not you plan to attend, however, **please read the enclosed proxy statement and then complete, sign and date the enclosed proxy and return it in the accompanying postpaid return envelope as promptly as possible.** This will save us the additional expense in soliciting proxies and will ensure that your shares are represented at the annual meeting.

Thank you for your attention to this important matter.

Very truly yours,

James B. Mitchell
President and Chief Executive Officer

FIRST INDEPENDENCE CORPORATION

Myrtle and Sixth Streets
Independence, Kansas 67301
(620) 331-1660

NOTICE OF ANNUAL MEETING OF STOCKHOLDERS

To be held on January 24, 2008

Notice is hereby given that the annual meeting of stockholders of First Independence Corporation ("First Independence") will be held at our office located at Myrtle and Sixth Streets, Independence, Kansas, at 10:30 a.m., Central Standard Time, on January 24, 2008.

A proxy card and a proxy statement for the annual meeting are enclosed.

The annual meeting is for the purpose of considering and acting upon:

- Proposal I. Election of two directors of First Independence, each for a term of three years;
- Proposal II. Ratification of the appointment of Stafford & Westervelt, Chartered as independent auditors for First Independence for the fiscal year ending September 30, 2008;

and such other matters as may properly come before the annual meeting, or any adjournments or postponements thereof. We are not aware of any other business to come before the annual meeting.

Any action may be taken on the foregoing proposals at the annual meeting on the date specified above, or on any date or dates to which the annual meeting may be adjourned or postponed. Stockholders of record as of the close of business on December 3, 2007 are the stockholders entitled to vote at the annual meeting and any adjournments or postponements thereof. A complete list of stockholders entitled to vote at the annual meeting will be available for inspection by stockholders at our office during the ten days prior to the annual meeting as well as at the annual meeting.

You are requested to complete and sign the enclosed proxy card which is solicited on behalf of the Board of Directors, and to mail it promptly in the enclosed envelope. Your proxy will not be used if you attend and vote at the annual meeting in person.

By Order of the Board of Directors



Lavern W. Strecker
Chairman of the Board

Independence, Kansas
December 20, 2007

IMPORTANT: The prompt return of proxies will save us the expense of further requests for proxies to ensure a quorum at the annual meeting. A self-addressed envelope is enclosed for your convenience. No postage is required if mailed within the United States.

PROXY STATEMENT

FIRST INDEPENDENCE CORPORATION

Myrtle and Sixth Streets
Independence, Kansas 67301
(620) 331-1660

ANNUAL MEETING OF STOCKHOLDERS

January 24, 2008

The First Independence Corporation ("First Independence") Board of Directors is using this proxy statement to solicit proxies from the holders of First Independence common stock for use at our annual meeting of stockholders. We are first mailing this proxy statement and the enclosed form of proxy to our stockholders on or about December 20, 2007.

Certain of the information provided herein relates to our wholly owned subsidiary, First Federal Savings and Loan Association of Independence ("First Federal").

Time and Place of the Annual Meeting; Matters to be Considered

Our annual meeting will be held as follows:

Date: January 24, 2008
Time: 10:30 a.m., Central Standard Time
Place: Office of First Independence Corporation
Myrtle and Sixth Streets
Independence, Kansas

At the annual meeting, stockholders are being asked to consider and vote upon the following:

- election of two directors of First Independence, each for a term of three years;
- ratification of the appointment of Stafford & Westervelt, Chartered as First Independence's independent auditors for the fiscal year ending September 30, 2008; and

any other matters that may properly come before the annual meeting. As of the date of this proxy statement, we are not aware of any other business to be presented for consideration at the annual meeting.

Voting Rights of Stockholders; Votes Required for Approval

Only holders of record of First Independence common stock as of the close of business on December 3, 2007 are entitled to notice of and to vote at the annual meeting. You are entitled to one vote for each share of First Independence common stock you own as of the close of business on the record date. On December 3, 2007, 862,723 shares of First Independence common stock were outstanding and entitled to vote at the annual meeting.

Directors shall be elected by a plurality of the votes cast. In all matters other than the election of directors, the affirmative vote of a majority of the votes cast shall be the act of the stockholders. Proxies marked to abstain with respect to a proposal have the same effect as votes against the proposal. Broker non-votes have no effect on the vote. One-third of the shares of the First Independence common stock, present in person or

represented by proxy, shall constitute a quorum for purposes of the annual meeting. Abstentions and broker non-votes are counted for purposes of determining a quorum.

The First Independence Board of Directors unanimously recommends that you vote "FOR" the election of each of the Board of Directors' nominees and "FOR" the proposal to ratify Stafford & Westervelt, Chartered as First Independence's independent auditors for the fiscal year ending September 30, 2008.

Voting of Proxies; Revocability of Proxies; Proxy Solicitation Costs

Proxies are solicited to provide all stockholders of record on the voting record date an opportunity to vote on matters scheduled for the annual meeting and described in these materials. Shares of First Independence common stock can only be voted if the stockholder is present in person at the annual meeting or by proxy. To ensure your representation at the annual meeting, we recommend you vote by proxy even if you plan to attend the annual meeting. You can always change your vote at the annual meeting.

Voting instructions are included on your proxy card. Shares of First Independence common stock represented by properly executed proxies will be voted by the individuals named in such proxy in accordance with the stockholder's instructions. Where properly executed proxies are returned to us with no specific instruction as to how to vote at the annual meeting, the persons named in the proxy will vote the shares "FOR" the election of each of the Board of Directors' nominees and "FOR" the ratification of the appointment of Stafford & Westervelt, Chartered as our independent auditors for the fiscal year ending September 30, 2008. Should any other matters be properly presented at the annual meeting for action, the persons named in the enclosed proxy and acting thereunder will have the discretion to vote on these matters in accordance with their best judgment.

You may receive more than one proxy card depending on how your shares are held. For example, you may hold some of your shares individually, some jointly with your spouse and some in trust for your children -- in which case you will receive three separate proxy cards to vote.

You may revoke your proxy before it is voted by: (i) submitting a new proxy with a later date relating to the same shares and delivering it to the Secretary of First Independence; (ii) notifying the Secretary of First Independence in writing before the annual meeting that you have revoked your proxy; or (iii) voting in person at the annual meeting. Any written notice shall be delivered to Lori L. Kelley, Secretary of First Independence Corporation, at Myrtle and Sixth Streets, Independence, Kansas 67301.

If you plan to attend the annual meeting and wish to vote in person, we will give you a ballot at the annual meeting. However, if you are a beneficial owner (as opposed to a record owner) of First Independence Common Stock and want to vote your shares of First Independence Common Stock held in street name in person at the annual meeting, you will have to get a written proxy in your name from the bank, broker or other nominee who holds your shares.

We will pay the cost of soliciting proxies. In addition to this mailing, our directors, officers and employees may also solicit proxies personally, electronically or by telephone. We will also reimburse brokers and other nominees for their reasonable expenses in sending these materials to you and obtaining your voting instructions.

Voting Securities and Principal Holders Thereof

The following table sets forth as of December 3, 2007, to the best knowledge of management, information regarding share ownership of: (i) those persons or entities known by us to beneficially own more than five percent of the common stock of First Independence; (ii) each director and director nominee of First Independence; and (iii) all current directors and executive officers of First Independence as a group. The address of each of the beneficial owners, except where otherwise indicated, is the same address as First Independence.

Beneficial Owner	Shares Beneficially Owned	Percent of Class
First Independence Corporation Employee Stock Ownership Plan ("ESOP")	142,758 ⁽¹⁾	16.55%
Athena Capital Management, Inc. 621 East Germantown Pike, # 105 Plymouth Valley, PA 19401	85,951	9.96
Tontine Financial Partners, L.P., Tontine Management, L.L.C., and Jeffrey L. Gendell 200 Park Avenue, Suite 3900 New York, NY 10166	54,943	6.37
Larry G. Spencer 901 Birdie Drive Independence, KS 67301	53,261 ⁽²⁾	6.17
James B. Mitchell, <i>President, Chief Executive Officer and Director</i>	60,598 ⁽³⁾	7.02
William T. Newkirk II, <i>Vice Chairman of the Board</i>	9,818 ⁽⁴⁾	1.14
Harold L. Swearingen, <i>Director</i>	7,658 ⁽⁵⁾	0.89
Lavern W. Strecker, <i>Chairman of the Board</i>	6,429 ⁽⁶⁾	0.75
Joseph M. Smith, <i>Director</i>	2,902 ⁽⁷⁾	0.34
Robert A. Johnson, <i>Director</i>	3,949 ⁽⁸⁾	0.46
E. JoVonnah Boecker, <i>Director</i>	1,530 ⁽⁹⁾	0.18
Directors and executive officers as a group (10 persons)	167,248 ⁽¹⁰⁾	19.35%

⁽¹⁾ The amount reported represents shares held by the ESOP, all of which have been allocated to accounts of participants. First Bankers Trust Company, N.A., Quincy, Illinois, the trustee of the ESOP, may be deemed to beneficially own the shares held by the ESOP, but expressly disclaims beneficial ownership of all these shares. Participants in the ESOP are entitled to instruct the trustee as to the voting of the shares allocated to their ESOP accounts. For each issue voted upon by First Independence's stockholders, unallocated shares held by the ESOP are voted by the trustee in the same manner proportionally that the participants in the ESOP voted the shares allocated to their accounts with respect to the issue.

⁽²⁾ Includes 1,577 shares held directly, 1,138 shares held jointly with Mr. Spencer's spouse, 691 shares held solely by Mr. Spencer's spouse, 18,746 shares allocated to Mr. Spencer's ESOP account and 31,109 shares held in a trust of which Mr. Spencer is the

trustee. Mr. Spencer retired as a Director and as the President and Chief Executive Officer of First Independence and First Federal effective December 31, 2007.

- (3) Includes 22,658 shares held directly, 17,523 shares held jointly with Mr. Mitchell's spouse, 840 shares held solely by Mr. Mitchell's spouse, 1,461 shares held by children of Mr. Mitchell and 18,116 shares allocated to Mr. Mitchell's ESOP account.
- (4) All shares are held directly.
- (5) All shares are held in a trust, of which Mr. Swearingen is a trustee.
- (6) All shares are held in a trust for the benefit of Mr. Strecker's wife, for which Mr. Strecker is a co-trustee.
- (7) All shares are held jointly with Mr. Smith's spouse.
- (8) All shares are held jointly with Mr. Johnson's spouse.
- (9) Includes 530 shares held jointly with Ms. Boecker's spouse and 1,000 shares subject to options.
- (10) Amount includes shares held directly, as well as shares held jointly with family members, shares held in retirement accounts, shares held in a fiduciary capacity, shares held by certain members of the group's families, or shares held by trusts of which the group member is a trustee or substantial beneficiary, with respect to which shares the group members may be deemed to have sole or shared voting and/or investment powers. This amount also includes 1,800 shares subject to options.

PROPOSAL I – ELECTION OF DIRECTORS

Our Board of Directors currently consists of seven members, at least a majority of whom are independent from First Independence and First Federal. Approximately one-third of the directors are elected annually. Directors are generally elected to serve for a three-year period or until their respective successors are elected and qualified.

The following table sets forth certain information regarding the composition of our Board of Directors, including each director's term of office. The Board of Directors acting as the nominating committee has recommended and approved the nominees identified in the following table. It is intended that the proxies solicited on behalf of the Board of Directors (other than proxies in which the vote is withheld as to a nominee) will be voted at the annual meeting **FOR** the election of the nominees identified below. If a nominee is unable to serve, the shares represented by all valid proxies will be voted for the election of such substitute nominee as the Board of Directors may recommend. At this time, we are unaware of any reason why a nominee might be unable to serve if elected. Except as disclosed herein, there are no arrangements or understandings between a nominee and any other person pursuant to which the nominee was selected.

Name	Age ⁽¹⁾	Position(s) Held with First Independence	Director Since ⁽²⁾	Term to Expire
Nominees				
Lavern W. Strecker	66	Chairman of the Board	1993	2011
Robert A. Johnson	61	Director	1999	2011
Directors Continuing in Office				
Harold L. Swearingen	70	Director	1992	2009
E. Jovonnah Boecker	60	Director	1999	2009
James B. Mitchell	52	President, Chief Executive Officer and Director	2007	2009
William T. Newkirk II	51	Vice Chairman of the Board	1992	2010
Joseph M. Smith	62	Director	1993	2010

⁽¹⁾ At September 30, 2007.

⁽²⁾ Includes service as a director of First Federal.

The business experience during the last five years of each of the directors is as follows:

Lavern W. Strecker. Mr. Strecker is Chairman of the Board of First Independence and First Federal, positions he has held since January 1999. Mr. Strecker is currently retired. Prior to his retirement in 1992, Mr. Strecker was employed by ARCO Pipe Line Company for 26 years with his last position being Manager of Accounting and Control.

Robert A. Johnson. Mr. Johnson is the Human Resource Manager of Cobalt Boats, a manufacturer of luxury boats, a position he has held since July 2000. Prior to his current employment, Mr. Johnson was the Human Resource Manager of M-E-C Company of Neodesha, Kansas for five years and a personnel manager with Emerson Electric Company of Independence, Kansas for 13 years.

Harold L. Swearingen. Prior to his retirement in 1992, Mr. Swearingen was employed as a telecommunications manager by ARCO Pipe Line Company, Independence, Kansas. Mr. Swearingen had been employed by Atlantic Richfield Company and its subsidiaries since 1960. He is a graduate of Kansas State University.

E. JoVonnah Boecker. Ms. Boecker retired as the City Clerk of Neodesha in September 2007, a position she held since 1983.

James B. Mitchell. Mr. Mitchell has been with First Federal since March 1992 and is currently a Director and the President and Chief Executive Officer of First Independence and First Federal, positions he has held since January 1, 2007. Prior to January 1, 2007, Mr. Mitchell served as Vice President and Chief Financial Officer of First Federal. Mr. Mitchell was employed by Eureka Savings Bank, Eureka, Kansas, in the capacity of Strategic Asset Manager from 1988 to 1991 and Chief Financial Officer from 1991 to 1992. From 1976 to 1988, Mr. Mitchell was Chief Financial Officer for Peoples Savings and Loan, Parsons, Kansas.

William T. Newkirk II. Mr. Newkirk is Vice Chairman of the Board of First Independence and First Federal, positions he has held since January 1999. Mr. Newkirk is the Vice President of Newkirk, Dennis & Buckles, Inc., an insurance agency located in Independence, Kansas. Mr. Newkirk has been in the insurance business for 28 years.

Joseph M. Smith. Mr. Smith is currently retired. Prior to his retirement in 2000, Mr. Smith was the County Extension Agent Agriculture and Coordinator with the Montgomery County Extension Council for 28 years.

Meetings and Committees of the Board of Directors

Meetings and Committees of First Independence. The Board of Directors generally meets on a quarterly basis. Our Board of Directors met five times during fiscal 2007. During fiscal 2007, no incumbent director of First Independence attended fewer than 75% of the aggregate of the total number of meetings of the Board of Directors and the total number of meetings held by the committees of the Board of Directors on which he or she served.

Our Board of Directors has standing Executive, Audit and Compensation Committees.

The Executive Committee for fiscal 2007 was comprised of Chairman Strecker, Vice Chairman Newkirk and Director Smith. The Executive Committee meets on an as needed basis and exercises the powers

of First Independence's Board of Directors between Board meetings to the extent permitted by Delaware law. This committee met once during fiscal 2007.

The Audit Committee selects the independent auditors, reviews the results of the auditors' services, reviews with management and the internal auditors the systems of internal control and internal audit reports and assures that the books and records of First Independence are kept in accordance with applicable accounting principles and standards. The members of the Audit Committee for fiscal 2007 were Chairman Strecker, Vice Chairman Newkirk and Director Smith, each of whom was an independent director. This committee met four times during the fiscal year ended September 30, 2007.

The Compensation Committee for fiscal 2007 was composed of Chairman Strecker, Vice Chairman Newkirk and Director Smith each of whom was an independent director. This committee is responsible for administering the First Independence Corporation 1993 Stock Option and Incentive Plan and also reviews compensation and benefit matters. This committee did not meet during the fiscal year ended September 30, 2007; however, at the Bank level, the Executive Committee (which consists of the same people who make up the Compensation Committee) met seven times for the purposes of discussing compensation matters.

Our entire Board of Directors acts as a nominating committee for selecting nominees for election as directors. While we will consider nominees recommended by stockholders, we have not actively solicited such nominations. Pursuant to our bylaws, nominations by stockholders must be delivered in writing to the Secretary of First Independence at least 30 days before the date of the annual meeting. However, in the event that less than 40 days' notice of prior public disclosure of the date of the annual meeting is given or made to stockholders, nominations by stockholders must be received not later than the close of business on the 10th day following the day on which such notice of the date of the meeting was mailed or such public disclosure was first made.

Director Compensation

Our directors are not paid fees for their service on the board of directors of First Independence. Each of our directors, however, is also a director of First Federal and directors of First Federal are paid a fee of \$1,000 per month, plus \$1,000 per each special Board meeting of First Federal and \$500 per each Executive Committee meeting attended. With the exception of the First Federal Executive Committee, no fee is paid for membership on First Federal committees.

Certain Transactions

We have followed a policy of granting consumer loans and loans secured by the borrower's personal residence to officers, directors and employees. Loans to executive officers, directors and employees are made in the ordinary course of business and on the same terms and conditions, including interest rates and collateral, as those of comparable transactions prevailing at the time with other persons, in accordance with our underwriting guidelines, and do not involve more than the normal risk of collectibility or present other unfavorable features, which is consistent with current federal requirements. Loans to executive officers and directors must be approved by a majority of the disinterested directors and loans to other officers and employees must be approved by our loan committee.

PROPOSAL II – RATIFICATION OF THE APPOINTMENT OF AUDITORS

We have entered into an arrangement for Stafford & Westervelt, Chartered to be our independent auditors for the 2008 fiscal year, subject to the ratification of the appointment by our stockholders. A

representative of Stafford & Westervelt, Chartered is expected to attend the annual meeting to respond to appropriate questions and will have an opportunity to make a statement if he or she so desires.

The Audit Committee is solely responsible for selecting First Independence's independent auditors. The Audit Committee selected Stafford & Westervelt, Chartered as First Independence's independent auditors for fiscal year 2008. Stockholder approval is not required to appoint Stafford & Westervelt, Chartered as First Independence's independent auditors. The Board of Directors believes, however, that submitting the appointment of Stafford & Westervelt, Chartered to the stockholders for ratification is a matter of good corporate governance. If the stockholders do not ratify the appointment, the Audit Committee will take this into consideration in its future selection of independent auditors.

STOCKHOLDER PROPOSALS

In order to be eligible for inclusion in the proxy materials for next year's annual meeting of stockholders, any stockholder proposal to take action at such annual meeting must be received at the executive office of First Independence located at Myrtle and Sixth Streets, Independence, KS 67301 a reasonable amount of time before the mailing of proxy material for the next annual meeting. Otherwise, any stockholder proposal to take action at such annual meeting must be received at our executive office located at Myrtle and Sixth Streets, Independence, KS 67301 at least 30 days prior to the date of the next annual meeting. However, in the event that less than 40 days' notice or prior public disclosure of the date of the next annual meeting is given or made to stockholders, the stockholder proposal must be received not later than the close of business on the 10th day following the day on which such notice of the date of the annual meeting was mailed or such public disclosure was first made. All stockholder proposals must also comply with our bylaws and Delaware law.

OTHER MATTERS

We are not aware of any business to come before the annual meeting other than those matters described above in this proxy statement. However, if any other matter should properly come before the annual meeting, it is intended that holders of the proxies will act in accordance with their best judgment.

Independence, Kansas
December 20, 2007



stafford & westervelt

Stafford & Westervelt, Chartered
Certified Public Accountants

118 West Locust, P.O. Box 783
Independence, Kansas 67301-0783
620-331-2170 Phone, 620-331-2176 Fax

Thomas H. Sewell, CPA

INDEPENDENT AUDITORS' REPORT

Board of Directors
First Independence Corporation and Subsidiary

We have audited the accompanying consolidated balance sheets of First Independence Corporation and Subsidiary as of September 30, 2007 and 2006, and the related consolidated statements of earnings, stockholders' equity and cash flows for the years then ended. These consolidated financial statements are the responsibility of the Corporation's management. Our responsibility is to express an opinion on these consolidated financial statements based on our audits.

We conducted our audits in accordance with auditing standards generally accepted in the United States of America. Those standards require that we plan and perform the audits to obtain reasonable assurance about whether the consolidated financial statements are free of material misstatement. An audit includes examining, on a test basis, evidence supporting the amounts and disclosures in the consolidated financial statements. An audit also includes assessing the accounting principles used and significant estimates made by management, as well as evaluating the overall financial statement presentation. We believe that our audits provide a reasonable basis for our opinion.

In our opinion, the consolidated financial statements referred to above present fairly, in all material respects, the financial position of First Independence Corporation and Subsidiary as of September 30, 2007 and 2006, and the results of their operations and their cash flows for the years then ended in conformity with accounting principles generally accepted in the United States of America.

Stafford & Westervelt, Chartered

Independence, Kansas
December 5, 2007

Offices in
Chanute, Independence, Parsons and Pittsburg, Kansas
Rogers, Arkansas

Members of the American Institute of
Certified Public Accountants

First Independence Corporation and Subsidiary

CONSOLIDATED BALANCE SHEETS

As of September 30, 2007

ASSETS

	<u>2007</u>	<u>2006</u>
Cash and due from banks	\$ 464,213	\$ 435,088
Federal funds sold	2,400,000	-
Other interest-bearing deposits	<u>686,652</u>	<u>524,867</u>
Cash and cash equivalents	3,550,865	959,955
Investment securities held to maturity (estimated fair value of \$32,035,690 in 2007 and \$31,735,915 in 2006) (Note B)	31,992,495	32,021,929
Mortgage-backed securities held to maturity (estimated fair value of \$4,076,606 in 2007 and \$5,107,443 in 2006) (Note C)	4,145,282	5,173,617
Loans receivable (Note D)	142,484,732	133,411,535
Premises and equipment (Note F)	2,351,313	2,324,434
Federal Home Loan Bank stock, at cost	3,180,200	2,997,500
Accrued interest receivable (Note E)	1,178,871	944,255
Real estate acquired through foreclosure	102,879	199,224
Income taxes receivable	1,413	-
Other	281,740	158,688
Cash value of life insurance	<u>2,194,915</u>	<u>2,113,362</u>
Total assets	<u>\$ 191,464,705</u>	<u>\$ 180,304,499</u>

The accompanying notes are an integral part of these statements.

LIABILITIES AND STOCKHOLDERS' EQUITY

	<u>2007</u>	<u>2006</u>
Deposits (Notes B, C & H)	\$ 131,441,603	\$ 112,960,760
Advances from borrowers for taxes and insurance	967,198	951,962
Income taxes payable	15,496	16,498
Deferred income taxes (Note K)	184,606	136,353
Advances from Federal Home Loan Bank (Note I)	41,382,258	49,168,577
Accrued expenses and other	<u>501,258</u>	<u>647,085</u>
Total liabilities	<u>174,492,419</u>	<u>163,881,235</u>
Stockholders' equity (Note L)		
Preferred stock, \$.01 par value, 500,000 shares authorized; none issued	-	-
Common stock, \$.01 par value, 2,500,000 shares authorized; 1,649,288 shares issued	16,493	16,493
Additional paid-in capital	8,233,875	8,231,844
Retained earnings - substantially restricted (Note K)	18,060,217	17,285,248
Treasury stock 779,604 shares in 2007 and 767,540 shares in 2006 - at cost	<u>(9,338,299)</u>	<u>(9,110,321)</u>
Total stockholders' equity	<u>16,972,286</u>	<u>16,423,264</u>
Total liabilities and stockholders' equity	<u>\$ 191,464,705</u>	<u>\$ 180,304,499</u>

First Independence Corporation and Subsidiary

CONSOLIDATED STATEMENTS OF EARNINGS

Years ended September 30

	<u>2007</u>	<u>2006</u>
Interest income		
Loans	\$ 10,230,673	\$ 9,083,026
Mortgage-backed securities	231,727	276,088
Investment securities	1,421,278	1,271,405
Interest-bearing deposits and other	<u>307,212</u>	<u>226,165</u>
Total interest income	<u>12,190,890</u>	<u>10,856,684</u>
Interest expense		
Deposits (Note H)	4,786,208	3,414,485
Borrowed funds	<u>2,303,773</u>	<u>2,399,743</u>
Total interest expense	<u>7,089,981</u>	<u>5,814,228</u>
Net interest income	5,100,909	5,042,456
Provision for loan losses	<u>156,495</u>	<u>96,078</u>
Net interest income after provision for loan losses	<u>4,944,414</u>	<u>4,946,378</u>
Noninterest income		
Service charges	974,310	822,188
Other	<u>346,627</u>	<u>319,063</u>
	<u>1,320,937</u>	<u>1,141,251</u>
Noninterest expense		
Employee compensation and benefits	2,428,593	2,448,393
Occupancy and equipment	465,231	453,046
Data processing fees	319,054	313,037
Foreclosed assets, net (Note G)	(8,560)	40,972
Other operating	<u>924,315</u>	<u>919,359</u>
	<u>4,128,633</u>	<u>4,174,807</u>
Earnings before income taxes	2,136,718	1,912,822
Income tax expense (Note K)	<u>759,761</u>	<u>683,591</u>
Net earnings	<u>\$ 1,376,957</u>	<u>\$ 1,229,231</u>

The accompanying notes are an integral part of these statements.

First Independence Corporation and Subsidiary

CONSOLIDATED STATEMENTS OF STOCKHOLDERS' EQUITY

Years ended September 30, 2007 and 2006

	<u>Common stock</u>	<u>Additional paid-in capital</u>	<u>Retained earnings</u>	<u>Required contributions for shares acquired by ESOP</u>	<u>Treasury stock</u>	<u>Total</u>
Balance at September 30, 2005	\$ 16,493	\$ 8,224,311	\$ 16,630,086	\$ (5,077)	\$ (8,961,042)	\$ 15,904,771
Net earnings for the year	-	-	1,229,231	-	-	1,229,231
Cash dividends of \$.65 per share	-	-	(574,069)	-	-	(574,069)
Common stock options exercised	-	2,831	-	-	3,308	6,139
ESOP loan repayments	-	-	-	5,077	-	5,077
Fair value adjustment on ESOP shares committed for release	-	4,702	-	-	-	4,702
Purchase of 7,800 shares of treasury stock	-	-	-	-	(152,587)	(152,587)
Balance at September 30, 2006	16,493	8,231,844	17,285,248	-	(9,110,321)	16,423,264
Net earnings for the year	-	-	1,376,957	-	-	1,376,957
Cash dividends of \$.6875 per share	-	-	(601,988)	-	-	(601,988)
Common stock options exercised	-	2,031	-	-	1,625	3,656
Purchase of 12,314 shares of treasury stock	-	-	-	-	(229,603)	(229,603)
Balance at September 30, 2007	<u>\$ 16,493</u>	<u>\$ 8,233,875</u>	<u>\$ 18,060,217</u>	<u>\$ -</u>	<u>\$ (9,338,299)</u>	<u>\$ 16,972,286</u>

The accompanying notes are an integral part of these statements.

First Independence Corporation and Subsidiary

CONSOLIDATED STATEMENTS OF CASH FLOWS

Years ended September 30

	<u>2007</u>	<u>2006</u>
Cash flows from operating activities		
Net earnings	\$ 1,376,957	\$ 1,229,231
Adjustments to reconcile net earnings to net cash provided by operating activities		
Provision for loan losses	156,495	96,078
Depreciation	146,818	150,476
Amortization of premiums and discounts on investments and mortgage-backed securities	(12,950)	7,159
Amortization of deferred loan origination fees	(136,127)	(190,039)
Amortization of expense related to employee benefit plans	-	9,779
Gains on sale of real estate acquired through foreclosure, net	(82,124)	(17,268)
Gains on sales of loans receivable held for sale	(4,379)	(26,302)
Originations of loans receivable held for sale	(542,000)	(2,586,046)
Proceeds from sales of loans receivable held for sale	546,379	2,612,348
Increase (decrease) in cash due to changes in		
Accrued interest receivable	(234,616)	(63,900)
Other assets	(203,203)	(111,919)
Accrued expenses and other liabilities	(145,827)	158,545
Income taxes payable	<u>45,839</u>	<u>77,501</u>
Net cash provided by operating activities	<u>911,262</u>	<u>1,345,643</u>
Cash flows from investing activities		
Proceeds from maturities and repayment of securities		
Held to maturity	11,014,999	12,548,195
Purchase of securities		
Held to maturity	(9,944,280)	(12,936,949)
Net increase in loans	(9,201,495)	(9,254,445)
Purchase of Federal Home Loan Bank stock	(182,700)	(367,800)
Capital expenditures	(175,100)	(423,641)
Proceeds from sale of real estate acquired through foreclosure	<u>286,399</u>	<u>639,547</u>
Net cash used in investing activities	<u>(8,202,177)</u>	<u>(9,795,093)</u>

The accompanying notes are an integral part of these statements.

First Independence Corporation and Subsidiary

CONSOLIDATED STATEMENTS OF CASH FLOWS - CONTINUED

Years ended September 30

	<u>2007</u>	<u>2006</u>
Cash flows from financing activities		
Net increase in deposits	\$ 18,480,843	\$ 1,032,878
Net increase in advances from borrowers for taxes and insurance	15,236	66,929
Advances from Federal Home Loan Bank	34,225,000	47,860,000
Repayment of Federal Home Loan Bank advances	(42,011,319)	(41,343,063)
Cash dividends paid	(601,988)	(574,070)
Purchase of treasury stock	(229,603)	(152,587)
Stock options exercised	<u>3,656</u>	<u>6,140</u>
Net cash provided by financing activities	<u>9,881,825</u>	<u>6,896,227</u>
Net increase (decrease) in cash and cash equivalents	2,590,910	(1,553,223)
Cash and cash equivalents at beginning of year	<u>959,955</u>	<u>2,513,178</u>
Cash and cash equivalents at end of year	<u>\$ 3,550,865</u>	<u>\$ 959,955</u>
Supplemental disclosures of cash flow information		
Cash paid during the year for		
Income taxes	\$ 713,924	\$ 602,901
Interest	7,169,837	5,703,071
Noncash investing and financing activities		
Transfer from loans to real estate acquired through foreclosure	301,278	507,144
Issuance of loans receivable in connection with the sale of real estate acquired through foreclosure	137,480	83,641

The accompanying notes are an integral part of these statements.

First Independence Corporation and Subsidiary

NOTES TO CONSOLIDATED FINANCIAL STATEMENTS

September 30, 2007 and 2006

NOTE A - SUMMARY OF ACCOUNTING POLICIES

First Independence Corporation (the "Corporation") is a savings and loan holding company whose activities are primarily limited to holding the stock of First Federal Savings and Loan Association of Independence (the "Association"). Future references to the Corporation or the Association are utilized herein as the context requires. The Association conducts a general banking business in southeastern Kansas which consists of attracting deposits from the general public and applying those funds to the origination of loans for residential, consumer and nonresidential purposes and the purchase of investment and mortgage-backed securities. The Association's profitability is significantly dependent on net interest income, which is the difference between interest income generated from interest-earning assets (i.e., loans and investments) and the interest expense paid on interest-bearing liabilities (i.e., customer deposits and borrowed funds). Net interest income is affected by the relative amount of interest-earning assets and interest-bearing liabilities and the interest received or paid on these balances. The level of interest rates paid or received by the Association can be significantly influenced by a number of environmental factors, such as governmental monetary policy, that are outside of management's control.

The consolidated financial information presented herein has been prepared in accordance with accounting principles generally accepted in the United States of America ("US GAAP") and general accounting practices within the financial services industry. In preparing consolidated financial statements in accordance with US GAAP, management is required to make estimates and assumptions that affect the reported amounts of assets and liabilities and the disclosure of contingent assets and liabilities at the date of the financial statements and revenues and expenses during the reporting period. Actual results could differ from such estimates. Material estimates that are particularly susceptible to significant change in the near term relate to the determination of the allowance for loan losses and the valuation of real estate acquired through foreclosure.

The following is a summary of the Corporation's significant accounting policies which have been consistently applied in the preparation of the accompanying consolidated financial statements.

1. Principles of consolidation

The consolidated financial statements include the accounts of First Independence Corporation and its wholly-owned subsidiary, First Federal Savings and Loan Association of Independence. All significant intercompany balances and transactions have been eliminated.

2. Cash equivalents

For purposes of reporting cash flows, cash and cash equivalents include cash, due from banks, federal funds sold and other overnight deposits.

3. Investment securities and mortgage-backed securities

Investment securities and mortgage-backed securities are classified in three categories and accounted for as follows: (a) debt securities that the Association has the positive intent and ability to hold to maturity are classified as held-to-maturity securities and reported at amortized cost, (b) debt and equity securities that are bought and held principally for the purpose of selling them in the near term are classified as trading securities and reported at fair value, with unrealized gains and losses included in earnings and (c) debt and equity securities not classified as either held-to-maturity securities or trading securities are classified as available-for-sale securities and reported at fair value, with unrealized gains and losses excluded from earnings and reported as the sole component of accumulated other comprehensive income in stockholders' equity.

Premiums and discounts on investment securities are amortized to operations over the term of the security using the level yield method. Premiums and discounts on mortgage-backed securities are amortized and accreted to operations using the level yield method over the estimated life of the underlying loans collateralizing the securities. Gains and losses on the sale of securities designated as available for sale are recorded using the specific identification method.

First Independence Corporation and Subsidiary

NOTES TO CONSOLIDATED FINANCIAL STATEMENTS - CONTINUED

September 30, 2007 and 2006

NOTE A - SUMMARY OF ACCOUNTING POLICIES - Continued

4. Loans receivable

Loans receivable that management has the intent and ability to hold until maturity or pay-off are reported at their outstanding principal balance, adjusted for charge-offs, the allowance for loan losses, unearned discounts and net deferred loan origination fees.

The allowance for loan losses is established as losses are estimated to have occurred through a provision for loan losses charged to earnings. Loan losses are charged against the allowance when management believes the uncollectibility of a loan balance is confirmed. Subsequent recoveries, if any, are credited to the allowance.

The allowance for loan losses is evaluated on a regular basis by management and is based upon management's periodic review of the collectibility of the loans based on historical experience, the nature and volume of the loan portfolio, adverse situations that may affect the borrower's ability to repay, estimated value of any underlying collateral and prevailing economic conditions. This evaluation is inherently subjective as it requires estimates that are susceptible to significant revision as more information becomes available.

A loan is considered impaired when, based on current information and events, it is probable that the Association will be unable to collect the scheduled payments of principal or interest when due according to the contractual terms of the loan agreement. Factors considered by management in determining impairment include payment status, collateral value, and the probability of collecting scheduled principal and interest payments when due. Loans that experience insignificant payment delays and payment shortfalls generally are not classified as impaired. Management determines the significance of payment delays and payment shortfalls on a case-by-case basis, taking into consideration all of the circumstances surrounding the loan and the borrower, including the length of the delay, the reasons for the delay, the borrower's prior payment record, and the amount of the shortfall in relation to the principal and interest owed. Impairment is measured on a loan-by-loan basis for commercial and construction loans by either the present value of expected future cash flows discounted at the loan's effective interest rate, the loan's obtainable market price, or the fair value of the collateral if the loan is collateral dependent, net of costs of disposal.

Large groups of smaller balance homogeneous loans are collectively evaluated for impairment. Accordingly, the Association does not separately identify individual 1-4 family residential real estate, home equity or consumer loans for impairment disclosures.

Uncollectible interest on loans that are contractually past due is charged off or an allowance is established based on management's periodic evaluation. The allowance is established by a charge to interest income equal to all interest previously accrued. Income is subsequently recognized only to the extent cash payments are received until, in management's judgment, the borrower's ability to make periodic interest and principal payments is back to normal, in which case the loan is returned to accrual status. If the collection of principal in whole or in part is in doubt, all payments received on nonaccrual loans are credited to principal until such doubt is eliminated.

5. Loan origination fees and related costs

Loan origination fees received, net of certain direct origination costs are deferred on a loan-by-loan basis and amortized to interest income over the contractual life of the loan using the interest method, giving effect to actual loan prepayments. Loan origination costs are considered to be direct costs attributable to originating a loan.

6. Loans held for sale

Loans originated and intended for sale in the secondary market are carried at the lower of cost or estimated fair value in the aggregate. Net unrealized losses, if any, are recognized through a valuation allowance by charges to income.

First Independence Corporation and Subsidiary

NOTES TO CONSOLIDATED FINANCIAL STATEMENTS - CONTINUED

September 30, 2007 and 2006

NOTE A - SUMMARY OF ACCOUNTING POLICIES - Continued

7. Real estate acquired through foreclosure

Real estate properties acquired through, or in lieu of, loan foreclosure are held for sale and are initially recorded at fair value at the date of foreclosure establishing a new cost basis. Subsequent to foreclosure, valuations are periodically performed by management and the real estate is carried at the lower of carrying amount or fair value less cost to sell. Revenue and expenses from operations and changes in the valuation allowance are included in net expenses from foreclosed assets.

8. Premises and equipment

Premises and equipment are carried at cost less accumulated depreciation. Depreciation is included in occupancy and equipment expense and is provided by the straight-line method over the following estimated useful lives:

	<u>Years</u>
Building	8-50
Furniture, fixtures and equipment	5-20
Automobiles	5

The costs of maintenance and repairs are charged to operations as incurred. The costs of significant additions, renewals and betterments to depreciable properties are capitalized and depreciated over the remaining or extended estimated useful lives of the properties. Gains and losses on disposition of property and equipment are included in operations.

9. Employee stock ownership plan

The Corporation sponsors a leveraged employee stock ownership plan (ESOP). The ESOP holds company stock which serves as collateral for the ESOP debt. As shares are released from collateral, the Corporation reports compensation expense equal to the current market price of the shares, and the shares become outstanding for earnings-per-share ("EPS") computations. Dividends on released and allocated ESOP shares are recorded as a reduction of retained earnings; dividends on unallocated ESOP shares are recorded as compensation cost.

10. Stock-based compensation

The Corporation has a Stock Option and Incentive Plan which is described more fully in Note J. The stock option plan is accounted for under APB Opinion 25 and related interpretations, using the intrinsic value based method. Under the intrinsic method, compensation cost for stock options is measured as the excess, if any, of the quoted market price of the Corporation's stock over the exercise price at the measurement date. The options are exercisable at not less than the market value of the Corporation's stock on the date of grant. Accordingly, no compensation cost has been recognized for the plan. Had compensation cost for the plan been determined based on the fair value of the options at the grant dates consistent with the fair value method of Statement of Financial Accounting Standards 123, *Accounting for Stock-Based Compensation* (SFAS 123), the Corporation's net earnings and earnings per share for the years ended September 30 would have been reduced to the pro forma amounts indicated below.

	<u>2007</u>	<u>2006</u>
Net earnings - as reported	\$ 1,376,957	\$ 1,229,231
Net earnings - pro forma	1,374,651	1,226,925
Earnings per share		
Basic - as reported	1.57	1.39
Basic - pro forma	1.57	1.39
Diluted - as reported	1.57	1.39
Diluted - pro forma	1.57	1.39

First Independence Corporation and Subsidiary

NOTES TO CONSOLIDATED FINANCIAL STATEMENTS - CONTINUED

September 30, 2007 and 2006

NOTE A - SUMMARY OF ACCOUNTING POLICIES - Continued

11. Income taxes

First Independence Corporation and its subsidiary file a consolidated federal income tax return. Deferred tax assets and liabilities are determined based on the differences between the financial accounting and tax basis of assets and liabilities. Deferred tax assets or liabilities at the end of each period are determined using the currently enacted tax rate expected to apply to taxable income in the periods in which the deferred tax asset or liability is expected to be settled or realized.

12. Earnings per share

Basic earnings per share is computed by dividing net earnings by the weighted average number of common shares outstanding during the year. Diluted earnings per share is computed by dividing net earnings by the weighted average number of common shares outstanding during the year plus the common share equivalents related to outstanding stock options. Weighted average common shares outstanding and diluted shares deemed outstanding are as follows:

	Year ended September 30,	
	2007	2006
Weighted average common shares outstanding	874,376	883,419
Common share equivalents related to outstanding stock options	3,722	3,581
Adjusted weighted average common shares deemed to be outstanding	878,098	887,000

NOTE B - INVESTMENT SECURITIES

The amortized cost, gross unrealized gains, gross unrealized losses and estimated fair value of held-to-maturity investment securities are as follows:

	September 30, 2007			
	Amortized cost	Gross unrealized gains	Gross unrealized losses	
U.S. Government and agency obligations	\$31,992,495	\$117,069	\$ (73,874)	\$32,035,690
	September 30, 2006			
	Amortized cost	Gross unrealized gains	Gross unrealized losses	Estimated fair value
U.S. Government and agency obligations	\$32,021,929	\$ 26,394	\$(312,408)	\$31,735,915

First Independence Corporation and Subsidiary

NOTES TO CONSOLIDATED FINANCIAL STATEMENTS - CONTINUED

September 30, 2007 and 2006

NOTE B - INVESTMENT SECURITIES - Continued

The amortized cost and estimated fair value of investment securities at September 30, 2007, by term to maturity are as follows:

	Amortized cost	Estimated fair value
Due in less than one year	\$ 9,991,871	\$ 9,971,910
Due in one to two years	10,033,626	9,992,977
Due in two to five years	11,966,998	12,070,803
	\$31,992,495	\$32,035,690

Investment securities with an estimated fair value of \$25,134,478 and \$21,756,475 at September 30, 2007 and 2006, respectively, are pledged to secure government and other deposits.

NOTE C - MORTGAGE-BACKED SECURITIES

The amortized cost, gross unrealized gains, gross unrealized losses and estimated fair value of held-to-maturity mortgage-backed securities are summarized as follows:

	September 30, 2007			Estimated fair value
	Amortized cost	Gross unrealized gains	Gross unrealized losses	
GNMA certificates	\$ 5,816	\$ 723	\$ -	\$ 6,539
FHLMC certificates	546,339	4,921	(31,650)	519,610
FNMA certificates	3,524,677	8,780	(52,505)	3,480,952
Collateralized mortgage obligations				
FHLMC	9,261	70	-	9,331
FNMA	59,189	985	-	60,174
	\$ 4,145,282	\$ 15,479	\$ (84,155)	\$ 4,076,606
	September 30, 2006			Estimated fair value
	Amortized cost	Gross unrealized gains	Gross unrealized losses	
GNMA certificates	\$ 6,521	\$ 785	\$ -	\$ 7,306
FHLMC certificates	715,606	8,127	(425)	723,308
FNMA certificates	4,383,039	9,143	(84,847)	4,307,335
Collateralized mortgage obligations				
FHLMC	9,261	60	-	9,321
FNMA	59,190	983	-	60,173
	\$ 5,173,617	\$ 19,098	\$ (85,272)	\$ 5,107,443

First Independence Corporation and Subsidiary

NOTES TO CONSOLIDATED FINANCIAL STATEMENTS - CONTINUED

September 30, 2007 and 2006

NOTE C - MORTGAGE-BACKED SECURITIES - Continued

Mortgage-backed securities generally mature ratably over the 30-year term of the underlying loans collateralizing the securities. Expected maturities on mortgage-backed securities will differ from contractual maturities because borrowers may have the right to call or prepay obligations with or without call or prepayment penalties.

Mortgage-backed securities with an estimated fair value of \$4,076,430 and \$5,106,168 at September 30, 2007 and 2006, respectively, are pledged to secure government and other deposits.

NOTE D - LOANS RECEIVABLE

Loans receivable at September 30 are summarized as follows:

	<u>2007</u>	<u>2006</u>
First mortgage loans		
One-to-four family residences	\$ 94,436,316	\$ 88,293,340
Multi-family residences	1,223,677	1,274,097
Nonresidential	18,376,606	15,050,467
Construction	<u>23,725,024</u>	<u>28,619,191</u>
Total first mortgage loans	<u>137,761,623</u>	<u>133,237,095</u>
Consumer and other loans		
Savings	826,463	573,347
Automobile	6,305,937	4,897,791
Home equity and second mortgages	2,605,938	2,626,057
Unsecured home improvement	362,675	152,400
Mobile Homes	4,246,841	1,658,326
Other	<u>826,526</u>	<u>816,399</u>
Total consumer and other loans	<u>15,174,380</u>	<u>10,724,320</u>
Less		
Allowance for loan losses	(860,995)	(809,894)
Loans in process	(9,337,388)	(9,496,024)
Unearned discounts	(504)	(897)
Deferred loan origination fees	<u>(252,384)</u>	<u>(243,065)</u>
	<u>(10,451,271)</u>	<u>(10,549,880)</u>
Net loans receivable	<u>\$ 142,484,732</u>	<u>\$ 133,411,535</u>

First Independence Corporation and Subsidiary

NOTES TO CONSOLIDATED FINANCIAL STATEMENTS - CONTINUED

September 30, 2007 and 2006

NOTE D - LOANS RECEIVABLE - Continued

Activity in the allowance for loan losses is summarized as follows for the years ended September 30:

	<u>2007</u>	<u>2006</u>
Balance at beginning of year	\$ 809,894	\$ 776,724
Provision	156,495	96,078
Loans charged off	(108,151)	(62,908)
Recoveries	<u>2,757</u>	<u>-</u>
Balance at end of year	<u>\$ 860,995</u>	<u>\$ 809,894</u>

The Association's lending efforts have historically focused on one-to-four family residential real estate loans, which comprise approximately 62% (2007) and 61% (2006) of the total loan portfolio. Less than 1% (2007 and 2006) of the Association's one-to-four family residential real estate loans are collateralized by properties located outside of the primary lending area of Montgomery and surrounding Kansas counties. Generally, such loans have been underwritten on the basis of 80% to 90% loan-to-value ratio or mortgage insurance was required. The Association, as with any lending institution, is subject to the risk that real estate values could deteriorate in its primary lending area thereby impairing collateral values. Management believes, however, that real estate values in the Association's primary lending area are currently stable.

Construction loans generally are to builders and individuals for the construction of residences and have terms of nine months or less with permanent financing provided by other lenders. Construction loans comprise approximately 16% (2007) and 20% (2006) of the Association's total loan portfolio.

Approximately 13% (2007) and 11% (2006) of the loan portfolio is comprised of nonresidential and multi-family real estate loans with less than 1% (2007 and 2006) of this total collateralized by properties located outside the Association's primary lending area.

Serviced loans were \$11,154,587 and \$13,527,419 at September 30, 2007 and 2006, respectively.

In the normal course of business, the Association makes loans to directors, executive officers and related entities. An analysis of aggregate loan activity with this group is as follows:

Loans outstanding at October 1, 2006	\$ 836,748
Additions	611,539
Repayments	<u>(629,697)</u>
Loans outstanding at September 30, 2007	<u>\$ 818,590</u>

There were no impaired loans at September 30, 2007 that are not collectively evaluated in large groups of smaller balance homogeneous loans. Nonaccrual loans included in collectively evaluated groups totaled \$510,520 and \$563,186 at September 30, 2007 and 2006, respectively.

First Independence Corporation and Subsidiary

NOTES TO CONSOLIDATED FINANCIAL STATEMENTS - CONTINUED

September 30, 2007 and 2006

NOTE E - ACCRUED INTEREST RECEIVABLE

Accrued interest receivable at September 30 is summarized as follows:

	<u>2007</u>	<u>2006</u>
Loans receivable	\$ 835,698	\$ 621,679
Investment securities	323,601	298,609
Mortgage-backed securities	<u>19,572</u>	<u>23,967</u>
	<u>\$ 1,178,871</u>	<u>\$ 944,255</u>

NOTE F - PREMISES AND EQUIPMENT

Premises and equipment at September 30 are summarized as follows:

	<u>2007</u>	<u>2006</u>
Land	\$ 563,401	\$ 563,401
Building	2,282,565	2,201,406
Furniture, fixtures and equipment	985,609	947,170
Automobiles	<u>53,181</u>	<u>53,181</u>
	3,884,756	3,765,158
Less accumulated depreciation	<u>1,533,443</u>	<u>1,440,724</u>
	<u>\$ 2,351,313</u>	<u>\$ 2,324,434</u>

NOTE G - FORECLOSED ASSETS

A summary of income (expenses) applicable to foreclosed assets is as follows for the years ended September 30:

	<u>2007</u>	<u>2006</u>
Gain on sale of real estate acquired through foreclosure, net	\$ 80,311	\$ 20,885
Operating expenses	<u>(71,751)</u>	<u>(61,857)</u>
Foreclosed assets income (expense), net	<u>\$ 8,560</u>	<u>\$ (40,972)</u>

Operating expenses on foreclosed assets consist primarily of property taxes and general maintenance expenses on the properties held.

First Independence Corporation and Subsidiary

NOTES TO CONSOLIDATED FINANCIAL STATEMENTS - CONTINUED

September 30, 2007 and 2006

NOTE H - DEPOSITS

Deposits at September 30 are summarized as follows:

	Weighted average rate at September 30,		2007		2006	
	<u>2007</u>	<u>2006</u>	<u>Amount</u>	<u>Percent</u>	<u>Amount</u>	<u>Percent</u>
	NOW accounts	.62%	.43%	\$ 10,192,624	7.75%	\$ 8,463,218
First Super NOW accounts	.25	.25	3,596,123	2.74	3,727,594	3.30
First Money Fund accounts	2.63	3.11	<u>17,935,295</u>	<u>13.65</u>	<u>22,261,886</u>	<u>19.71</u>
Total demand deposits	1.90	2.35	<u>31,724,042</u>	<u>24.14</u>	<u>34,452,698</u>	<u>30.50</u>
Passbook savings accounts	1.01	1.26	<u>6,826,150</u>	<u>5.19</u>	<u>7,018,860</u>	<u>6.21</u>
Certificates of Deposit						
1.00% to 1.99%	-	1.92	-	-	125,028	.11
2.00% to 2.99%	2.46	2.46	175,892	.13	2,449,930	2.17
3.00% to 3.99%	3.50	3.60	7,139,468	5.43	22,988,357	20.35
4.00% to 4.99%	4.55	4.52	31,638,810	24.07	26,730,416	23.67
5.00% to 5.99%	5.32	5.28	<u>53,937,241</u>	<u>41.04</u>	<u>19,195,471</u>	<u>16.99</u>
Total certificates of deposit	4.91	4.35	<u>92,891,411</u>	<u>70.67</u>	<u>71,489,202</u>	<u>63.29</u>
Total savings	4.64	4.08	<u>99,717,561</u>	<u>75.86</u>	<u>78,508,062</u>	<u>69.50</u>
Total deposits	3.98	3.55	<u>\$131,441,603</u>	<u>100.00%</u>	<u>\$112,960,760</u>	<u>100.00%</u>

The aggregate amount of certificates of deposit and savings with a minimum denomination of \$100,000 was \$29,340,291 and \$18,441,975 at September 30, 2007 and 2006, respectively.

First Independence Corporation and Subsidiary

NOTES TO CONSOLIDATED FINANCIAL STATEMENTS - CONTINUED

September 30, 2007 and 2006

NOTE H - DEPOSITS - Continued

Scheduled maturities of certificates of deposit are as follows:

September 30, 2007

	<u>Less than one year</u>	<u>One to three years</u>	<u>Three to five years</u>	<u>Total</u>
2.00% to 2.99%	\$ 175,892	\$ -	\$ -	\$ 175,892
3.00% to 3.99%	4,838,846	2,300,622	-	7,139,468
4.00% to 4.99%	24,409,405	6,278,233	951,172	31,638,810
5.00% to 5.99%	<u>34,368,135</u>	<u>12,960,459</u>	<u>6,608,647</u>	<u>53,937,241</u>
	<u>\$ 63,792,278</u>	<u>\$ 21,539,314</u>	<u>\$ 7,559,819</u>	<u>\$ 92,891,411</u>

September 30, 2006

	<u>Less than one year</u>	<u>One to three years</u>	<u>Three to five years</u>	<u>Total</u>
1.00% to 1.99%	\$ 125,028	\$ -	\$ -	\$ 125,028
2.00% to 2.99%	2,312,273	137,657	-	2,449,930
3.00% to 3.99%	17,260,861	5,264,747	462,749	22,988,357
4.00% to 4.99%	14,269,063	9,093,110	3,368,243	26,730,416
5.00% to 5.99%	<u>3,629,398</u>	<u>10,190,323</u>	<u>5,375,750</u>	<u>19,195,471</u>
	<u>\$ 37,596,623</u>	<u>\$ 24,685,837</u>	<u>\$ 9,206,742</u>	<u>\$ 71,489,202</u>

Interest expense on deposits for the years ended September 30 is summarized as follows:

	<u>2007</u>	<u>2006</u>
NOW accounts	\$ 48,916	\$ 24,405
First Super NOW and First Money Fund accounts	621,225	638,941
Certificates of deposit and passbook savings accounts	<u>4,116,067</u>	<u>2,751,139</u>
	<u>\$ 4,786,208</u>	<u>\$ 3,414,485</u>

First Independence Corporation and Subsidiary

NOTES TO CONSOLIDATED FINANCIAL STATEMENTS - CONTINUED

September 30, 2007 and 2006

NOTE I - ADVANCES FROM FEDERAL HOME LOAN BANK

Advances from the Federal Home Loan Bank at September 30 consist of the following:

	2007		2006	
	Rates	Amount	Rates	Amount
Fixed rates	4.02 – 5.16%	\$ 16,382,258	4.02 – 5.16%	\$ 17,298,577
Variable rates	-	-	5.53	6,870,000
Fixed rate convertible*	3.90 – 6.34	25,000,000	3.90 – 6.34	25,000,000
		<u>\$ 41,382,258</u>		<u>\$ 49,168,577</u>

*The Federal Home Loan Bank has the option to convert \$20,000,000 in the year ending 2008 and \$5,000,000 in the year ending 2011 to its variable short-term rate. These advances are due in 2010 and 2016 unless converted, at which time the Corporation has the option to prepay the advances.

The Association can borrow a maximum of approximately \$76,704,000 from the Federal Home Loan Bank at September 30, 2007.

Assets of the Association are subject to a blanket pledge agreement to collateralize the advances.

Aggregate maturities for the years following September 30, 2007 are as follows:

2008	\$ 1,910,081
2009	8,152,428
2010	16,277,822
2011	183,992
2012	198,275
Thereafter	14,659,660
	<u>\$ 41,382,258</u>

NOTE J - EMPLOYEE BENEFITS

The Corporation sponsors a leveraged employee stock ownership plan (“ESOP”) that covers all full-time employees. All employees of the Corporation are eligible to participate in the ESOP after they attain age 21 and complete one year of service during which they work at least 1,000 hours. The Corporation makes annual contributions to the ESOP equal to at least the ESOP’s debt service. All dividends received by the ESOP are credited to the employee’s stock ownership account. The unallocated ESOP shares are pledged as collateral for its debt. As the debt is repaid, shares are released from collateral and allocated to active employees, based on the proportion of debt service paid in the year. Accordingly, unpaid ESOP debt is reflected as a deduction from stockholders’ equity. ESOP compensation expense was \$140,308 and \$145,098 (including \$140,308 and \$135,231 cash contributions) for the years ended September 30, 2007 and 2006, respectively.

The ESOP shares as of September 30, 2007 were as follows:

Allocated shares	142,758
Total ESOP shares	<u>142,758</u>

First Independence Corporation and Subsidiary

NOTES TO CONSOLIDATED FINANCIAL STATEMENTS - CONTINUED

September 30, 2007 and 2006

NOTE J - EMPLOYEE BENEFITS - Continued

The Corporation has adopted a Stock Option and Incentive Plan (SOP) for designated participants. The SOP provides for up to 145,474 shares of common stock to be issued to participants. The option price of any options granted may not be less than the market value of the common stock on the date of the grant and unless otherwise specified, the options expire ten years from the date of the grant. All options outstanding at September 30, 2007 are exercisable except 537 options which vest equally over five years from the date of the grant. A summary of the Corporation's stock option plan as of September 30, 2007 and 2006 and changes during the years ended as of those dates is presented below:

	<u>Shares</u>	<u>Weighted average exercise price</u>
Outstanding at September 30, 2005	11,348	\$ 12.30
Exercised	<u>(509)</u>	12.06
Outstanding at September 30, 2006	<u>10,839</u>	12.31
Exercised	(250)	14.63
Forfeited	<u>(1,000)</u>	13.28
Outstanding at September 30, 2007	<u><u>9,589</u></u>	12.15
Exercisable		
September 30, 2006	9,764	\$11.98
September 30, 2007	9,052	11.96

Options outstanding at September 30, 2007 are summarized as follows:

<u>Shares</u>	<u>Exercise price</u>	<u>Remaining life</u>
100	\$14.63	1 month
5,000	10.06	1 year 4 months
2,000	13.28	3 years 10 months
1,800	15.15	5 years 3 months
<u>689</u>	15.76	5 years 7 months
<u><u>9,589</u></u>		

The Association participates in a defined benefit multi-employer pension plan. Substantially all employees are eligible and benefits are based on the employee's salary and years of service. A contribution of \$200,961 and \$198,980 was made by the Association for the years ended September 30, 2007 and 2006, respectively. Separate actuarial disclosure information is not available due to the plan being a multi-employer pension plan.

First Independence Corporation and Subsidiary

NOTES TO CONSOLIDATED FINANCIAL STATEMENTS - CONTINUED

September 30, 2007 and 2006

NOTE K - INCOME TAXES

Income tax expense for the years ended September 30 consists of the following:

	<u>2007</u>	<u>2006</u>
Current	\$ 711,508	\$ 616,874
Deferred	<u>48,253</u>	<u>66,717</u>
	<u>\$ 759,761</u>	<u>\$ 683,591</u>

Reconciliation of income tax expense computed at the federal statutory rate of 34% and income tax expense for the years ended September 30 is as follows:

	<u>2007</u>	<u>2006</u>
Income tax expense at statutory rate	\$ 726,484	\$ 650,359
Kansas privilege tax, net of federal tax benefit	49,558	48,162
Other	<u>(16,281)</u>	<u>(14,930)</u>
	<u>\$ 759,761</u>	<u>\$ 683,591</u>

The tax effects of temporary differences that give rise to deferred tax assets and liabilities at September 30 are as follows:

	<u>2007</u>	<u>2006</u>
Deferred tax assets		
Allowance for loan losses	\$ 277,450	\$ 253,849
Accrued bonuses	20,288	21,350
Depreciation of property and equipment	<u>-</u>	<u>3,306</u>
Total deferred tax assets	<u>297,738</u>	<u>278,505</u>
Deferred tax liabilities		
Federal Home Loan Bank stock dividends	476,086	414,858
Depreciation of property and equipment	<u>6,258</u>	<u>-</u>
Total deferred tax liabilities	<u>482,344</u>	<u>414,858</u>
Net deferred tax asset (liability)	<u>\$(184,606)</u>	<u>\$(136,353)</u>

Prior to 1997 the Association was allowed a special bad debt deduction, generally limited to 8% of otherwise taxable income subject to certain limitations based on aggregate loans and deposit account balances at the end of the year. If the amounts that qualified as deductions for federal income taxes are later used for purposes other than for bad debt losses, including distributions in liquidation, such distributions will be subject to federal income taxes at the then current corporate income tax rate. Retained earnings at September 30, 2007, includes approximately \$2.9 million for which federal income taxes have not been provided. The amount of unrecognized deferred tax liability relating to the cumulative bad debt deduction at September 30, 2007, is approximately \$1,000,000.

NOTE L - STOCKHOLDERS' EQUITY AND REGULATORY CAPITAL

The Association is subject to various regulatory capital requirements administered by the Office of Thrift Supervision (OTS). Failure to meet minimum capital requirements can initiate certain mandatory and possibly additional discretionary actions by regulators that, if undertaken, could have a direct material effect on the Association's financial statements. Under capital adequacy guidelines and the regulatory framework for prompt corrective action, the Association must meet specific capital guidelines that involve quantitative measures of the Association's assets, liabilities and certain off-balance-sheet items as calculated under regulatory accounting practices. The Association's capital amounts and classification are also subject to qualitative judgments by the regulators about components, risk weightings, and other factors.

First Independence Corporation and Subsidiary

NOTES TO CONSOLIDATED FINANCIAL STATEMENTS - CONTINUED

September 30, 2007 and 2006

NOTE L - STOCKHOLDERS' EQUITY AND REGULATORY CAPITAL - Continued

Quantitative measures established by regulation to ensure capital adequacy require the Association to maintain minimum amounts and ratios (set forth in the table below) of total and Tier 1 capital to risk-weighted assets and of Tier 1 (core) capital and tangible capital to adjusted total assets. Management believes, as of September 30, 2007, that the Association meets all capital adequacy requirements to which it is subject.

As of September 30, 2007, the most recent notification from the OTS categorized the Association as well capitalized under the regulatory framework for prompt corrective action. There are no conditions or events since that notification that management believes have changed the Association's category. To be categorized as well capitalized the Association must maintain minimum total risk-based, Tier 1 risk-based and Tier 1 (core) ratios as set forth in the table below.

	<u>Actual</u>		<u>Minimum capital requirement</u>		<u>Minimum to be well capitalized under prompt corrective action provisions</u>	
	<u>Amount</u>	<u>Ratio</u>	<u>Amount</u>	<u>Ratio</u>	<u>Amount</u>	<u>Ratio</u>
(Dollars in thousands)						
As of September 30, 2007						
Total capital to risk-weighted assets	\$ 17,314	14.36%	\$ 9,647	8.00%	\$ 12,058	10.0%
Tier 1 capital to risk-weighted assets	16,453	13.64	N/A	N/A	7,235	6.0
Core capital to adjusted tangible assets	16,453	8.58	7,670	4.00	6,029	5.0
Tangible capital to tangible assets	16,453	8.58	2,876	1.50	N/A	N/A
As of September 30, 2006						
Total capital to risk-weighted assets	\$ 16,850	15.28%	\$ 8,820	8.00%	\$ 11,024	10.0%
Tier 1 capital to risk-weighted assets	16,040	14.55	N/A	N/A	6,615	6.0
Core capital to adjusted tangible assets	16,040	8.89	7,215	4.00	9,019	5.0
Tangible capital to tangible assets	16,040	8.89	2,706	1.50	N/A	N/A

Regulations of the OTS impose limitations on the payment of dividends and other capital distributions by savings associations. Under such regulations a savings association that immediately prior to and on a pro forma basis, after giving effect to a proposed capital distribution, has total capital (as defined by OTS regulation) that is equal to or greater than the amount of its fully phased-in capital requirement is generally permitted without OTS approval (but subsequent to 30 days prior notice to the OTS of the planned dividend) to make capital distributions during a calendar year in the amount of up to the greater of (1) 100% of its net earnings to date during the year plus an amount equal to one-half of the amount by which its total capital to assets ratio exceeded its fully phased-in capital to assets ratio at the beginning of the year or (2) 75% of its net earnings for the most recent four quarters. Pursuant to such OTS dividend regulations, the Association had the ability to pay dividends of approximately \$4,008,000 to First Independence Corporation at September 30, 2007.

First Independence Corporation and Subsidiary

NOTES TO CONSOLIDATED FINANCIAL STATEMENTS - CONTINUED

September 30, 2007 and 2006

NOTE M - COMMITMENTS

The Association is a party to financial instruments with off-balance sheet risk in the normal course of business to meet the financing needs of its customers including commitments to extend credit. Such commitments involve, to varying degrees, elements of credit and interest-rate risk in excess of the amount recognized in the consolidated balance sheets. The contract or notional amounts of the commitments reflect the extent of the Association's involvement in such financial instruments.

The Association's exposure to credit loss in the event of nonperformance by the other party to the financial instrument for commitments to extend credit is represented by the contractual notional amount of those instruments. The Association uses the same credit policies in making commitments and conditional obligations as those utilized for on-balance sheet instruments. The Association's commitments to extend credit at September 30, 2007 include loans in process as disclosed in Note D, first mortgage loans with fixed rates ranging from 5.88% to 9.25% aggregating \$5,074,346, a first mortgage loan with an adjustable rate of 8.00% aggregating \$45,000 and unfunded lines of credit aggregating \$1,461,871. Commitments to extend credit are agreements to lend to a customer as long as there is no violation of any condition established in the contract. Commitments generally have fixed expiration dates or other termination clauses and may require payment of a fee. The commitments may expire without being drawn upon. Therefore, the total commitment amounts do not necessarily represent future cash requirements. Collateral for loans in process and commitments are the same as for other Association loans. The commitment period is generally for forty-five days.

NOTE N - FAIR VALUE OF FINANCIAL INSTRUMENTS

The following methods and assumptions were used to estimate the fair value of each class of financial instruments at September 30, 2007 and 2006.

Cash and cash equivalents: The balance sheets carrying amounts for cash and short-term instruments approximate the estimated fair values of such assets.

Investment securities and mortgage-backed securities: Fair values for investment securities and mortgage-backed securities are based on quoted market prices, if available. If quoted market prices are not available, fair values are based on quoted market prices of comparable instruments.

Loans receivable: For variable rate loans that reprice frequently and which entail no significant change in credit risk, fair values are based on the carrying values. The estimated fair values of fixed rate loans are estimated based on discounted cash flow analyses using prepayment assumptions and interest rates currently offered for loans with similar terms to borrowers of similar credit quality. Nonperforming loans have not been discounted. The carrying amount of accrued interest receivable approximates its fair value.

Commitments to extend credit: No premium or discount was ascribed to loan commitments because when funded virtually all funding will be at current market rates.

Federal Home Loan Bank stock: The balance sheets carrying amount approximates the stock's fair value.

Deposit liabilities: The fair values estimated for demand deposits, NOW accounts, savings and certain types of money market accounts are, by definition, equal to the amount payable on demand at the reporting date (i.e., their carrying amounts). The carrying amounts of variable rate, fixed-term money market accounts and certificates of deposit approximate their fair values at the reporting date. Fair values of fixed rate certificates of deposit are estimated using a discounted cash flow calculation that applies interest rates currently being offered to a schedule of aggregated expected monthly time deposit maturities. The carrying amount of accrued interest payable approximates its fair value.

First Independence Corporation and Subsidiary

NOTES TO CONSOLIDATED FINANCIAL STATEMENTS - CONTINUED

September 30, 2007 and 2006

NOTE N - FAIR VALUE OF FINANCIAL INSTRUMENTS - Continued

Advances from Federal Home Loan Bank: For variable rate advances fair values are considered equal to their carrying values. The estimated fair value of fixed rate advances are estimated based on discounted cash flow analysis using interest rates currently offered for advances with similar terms.

The following table provides summary information on the fair value of financial instruments. Such information does not purport to represent the aggregate net fair value of the Corporation. Further, the fair value estimates are based on various assumptions, methodologies and subjective considerations, which vary widely among different financial institutions and which are subject to change. The carrying amounts are the amounts at which the financial instruments are reported in the consolidated financial statements.

	2007	
	Carrying amount of assets and (liabilities)	Estimated fair value of assets and (liabilities)
Cash and cash equivalents	\$ 3,550,865	\$ 3,550,865
Investment securities held to maturity	31,992,495	32,035,690
Mortgage-backed securities held to maturity	4,145,282	4,076,606
Loans	142,484,732	144,862,000
Federal Home Loan Bank stock	3,180,200	3,180,200
Deposits	(131,441,603)	(131,969,000)
Advances from Federal Home Loan Bank	(41,382,258)	(41,925,000)
	2006	
	Carrying amount of assets and (liabilities)	Estimated fair value of assets and (liabilities)
Cash and cash equivalents	\$ 959,955	\$ 959,955
Investment securities held to maturity	32,021,929	31,735,915
Mortgage-backed securities held to maturity	5,173,617	5,107,443
Loans	134,221,429	134,944,000
Federal Home Loan Bank stock	2,997,500	2,997,500
Deposits	(112,960,760)	(112,676,887)
Advances from Federal Home Loan Bank	(49,168,577)	(49,443,000)

STOCKHOLDER INFORMATION

Annual Meeting

The annual meeting of stockholders of First Independence Corporation will be held at our office located at Myrtle and Sixth Streets, Independence, Kansas at 10:30 a.m., Central Standard Time, on January 24, 2008.

Stock Listing Information

First Federal Savings and Loan Association of Independence (the "Association") converted from a mutual to a stock savings and loan association effective October 5, 1993, and formed First Independence Corporation (the "Company") to act as its holding company. The Company's common stock (the "Common Stock") is traded on the OTC Bulletin Board Market under the symbol "FFSL." As of December 3, 2007, there were approximately 160 shareholders of record of the Company's Common Stock, not including those shares held in nominee or street name through various brokerage firms or banks.

Dividends

The following table sets forth dividends declared for each fiscal quarter since October 1, 2005.

<u>Quarter Ended</u>	<u>Dividends Declared</u>
December 31, 2005	.1625
March 31, 2006	.1625
June 30, 2006	.1625
September 30, 2006	.1625
December 31, 2006	.1625
March 31, 2007	.1750
June 30, 2007	.1750
September 30, 2007	.1750

The Company has paid a cash dividend on its Common Stock for each quarter since the Association's conversion to stock form. Future dividends, if any, will be dependent upon the results of operations and financial condition of the Company, tax considerations, industry standards, economic conditions, general business practices and other factors. The Company's ability to pay dividends is dependent on the dividend payments it receives from the Association, which are subject to regulations and the Association's continued compliance with all regulatory capital requirements. See Note L of the Notes to Consolidated Financial Statements for a discussion of regulations governing the Association's ability to pay dividends.

Stock Transfer Agent

Inquiries regarding stock transfer, registration, lost certificates or changes in name and address should be directed to the stock transfer agent and registrar by writing to:

Registrar and Transfer Company
10 Commerce Drive
Cranford, New Jersey 07016
(800) 368-5948

Investor Information

Stockholders, investors, and analysts interested in additional information may contact:

Anne M. Bertie
Vice President and Chief Financial Officer
E-Mail: anne@firstfederalsl.com

Corporate Office

First Independence Corporation
Myrtle and Sixth
Independence, Kansas 67301
(620) 331-1660

Special Counsel

Silver, Freedman & Taff, L.L.P.
3299 K Street, N.W., Suite 100
Washington, DC 20007

Independent Auditor

Stafford & Westervelt, Chartered
118 West Locust
Independence, KS 67301

First Federal Savings and Loan Association of Independence

Myrtle and Sixth
Independence, Kansas 67301
(620) 331-1660

DIRECTORS AND MANAGEMENT GROUP

BOARD OF DIRECTORS

(First Independence Corporation and First Federal Savings and Loan Association of Independence)

Lavern W. Strecker

Chairman of the Board

First Independence Corporation and

First Federal Savings and Loan Association of Independence

Retired - Former Manager of Accounting and Control

ARCO Pipe Line Company

William T. Newkirk II

Vice Chairman of the Board

First Independence Corporation and

First Federal Savings and Loan Association of Independence

Vice President

Newkirk, Dennis & Buckles Insurance Co.

James B. Mitchell

President and Chief Executive Officer

First Independence Corporation and

First Federal Savings and Loan Association of Independence

Robert A. Johnson

Human Resource Manager

Cobalt Boats

Harold L. Swearingen

Retired - Former Telecommunications Manager

ARCO Pipe Line Company

Joseph M. Smith

Retired - Former County Extension Agent

Agriculture and Coordinator

Montgomery County Extension Council

E. JoVonnah Boecker

Retired - Former City Clerk

Neodesha, Kansas

EXECUTIVE OFFICERS

James B. Mitchell

President and Chief Executive Officer

First Independence Corporation and

First Federal Savings and Loan Association of Independence

Lori L. Kelley

Vice President and Secretary

First Independence Corporation and

First Federal Savings and Loan Association of Independence

Anne M. Bertie

Vice President and Chief Financial Officer

First Independence Corporation and

First Federal Savings and Loan Association of Independence

Jim L. Clubine

Vice President and Sr. Loan Officer

First Federal Savings and Loan Association of Independence

OTHER OFFICERS

C. Alan Hoggatt

Vice President

First Federal Savings and Loan Association of Independence

Dennis L. Greenhaw

Vice President

First Federal Savings and Loan Association of Independence

Hayley D. Marchant

Treasurer & Controller

First Federal Savings and Loan Association of Independence

Deborah L. Coy

Assistant Vice President

First Federal Savings and Loan Association of Independence

Phyllis A. Johnson

Assistant Vice President

First Federal Savings and Loan Association of Independence

Jeri L. Farmer

Assistant Vice President

First Federal Savings and Loan Association of Independence

James E. Teats


Assistant Vice President

First Federal Savings and Loan Association of Independence

Kimberly J. Goodman

Assistant Vice President

First Federal Savings and Loan Association of Independence



First Independence Corporation
Myrtle & Sixth Streets
Independence, KS 67301